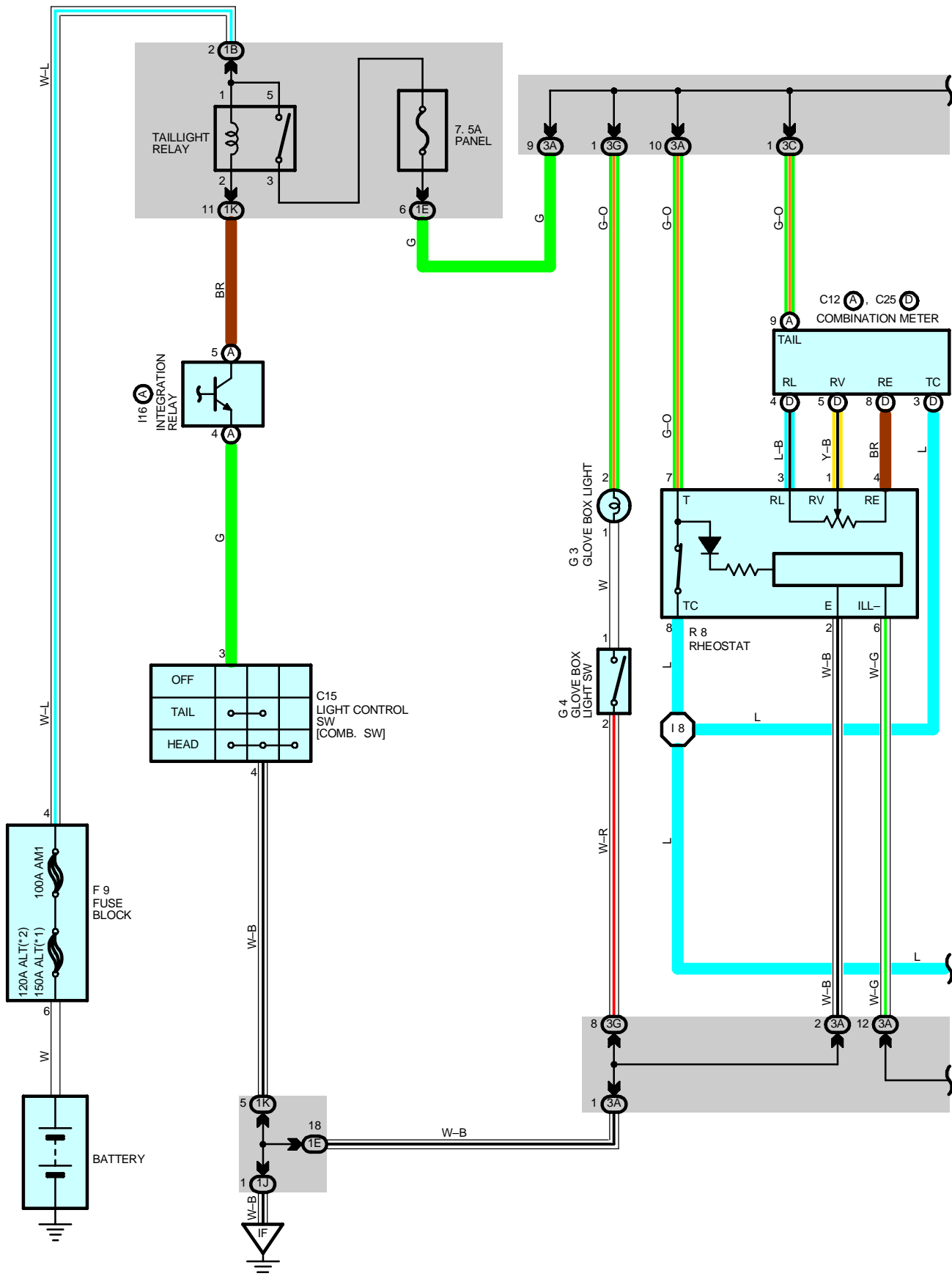
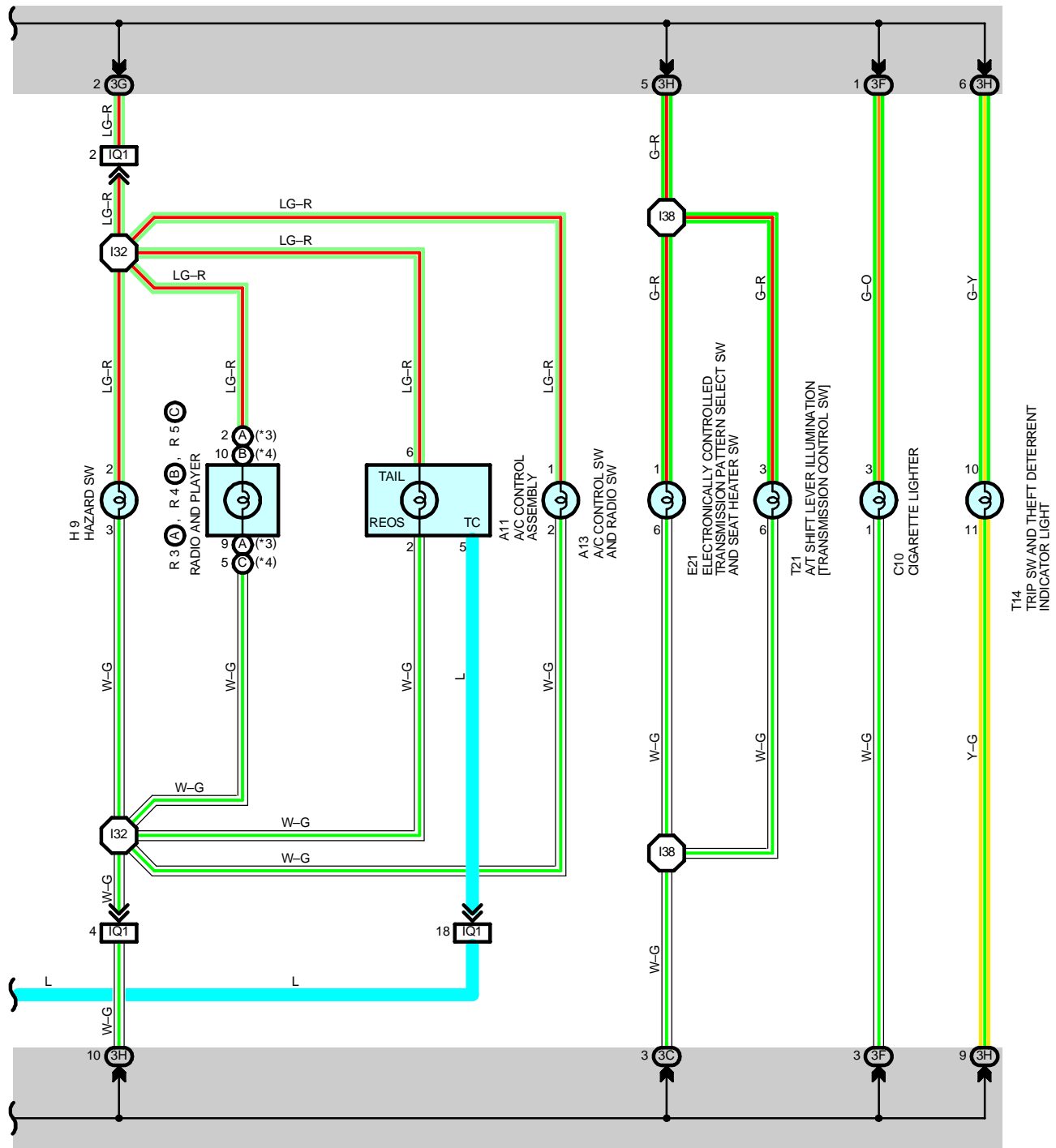


# ILLUMINATION





# ILLUMINATION

## SERVICE HINTS

### TAILLIGHT RELAY [J/B NO. 1]

5-3: Closed with light control SW at **TAIL** or **HEAD** position

### C15 LIGHT CONTROL SW [COMB. SW]

3-4: Closed with light control SW at **TAIL** or **HEAD** position

## ○ : PARTS LOCATION

Code	See Page	Code	See Page	Code	See Page
A11	30	F9	26 (1UZ-FE)	R4	B 31
A13	30		28 (2JZ-GE)	R5	C 31
C10	30	G3	31	R8	31
C12	A 30	G4	31	T14	31
C15	30	H9	31	T21	31
C25	D 30	I16	A 31		
E21	30	R3	A 31		

## ○ : JUNCTION BLOCK AND WIRE HARNESS CONNECTOR

Code	See Page	Junction Block and Wire Harness (Connector Location)
1B	20	Engine Room Main Wire and J/B No. 1 (Left Kick Panel)
1E	20	Instrument Panel Wire and J/B No. 1 (Left Kick Panel)
1J	20	Cowl Wire and J/B No. 1 (Left Kick Panel)
1K		
3A	22	Instrument Panel Wire and J/B No. 3 (Behind the Instrument Panel Center)
3C		
3F		
3G		
3H		

## □ : CONNECTOR JOINING WIRE HARNESS AND WIRE HARNESS

Code	See Page	Joining Wire Harness and Wire Harness (Connector Location)
IQ1	42	Instrument Panel Wire and Console Box Wire (Under the Instrument Center)

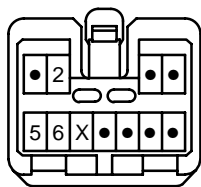
## ▽ : GROUND POINTS

Code	See Page	Ground Points Location
IF	40	Left Kick Panel

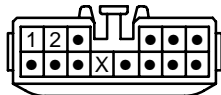
## ○ : SPLICE POINTS

Code	See Page	Wire Harness with Splice Points	Code	See Page	Wire Harness with Splice Points
I8	42	Instrument Panel Wire	I38	42	Instrument Panel Wire
I32	42	Console Box Wire			

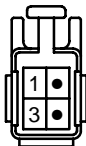
A11



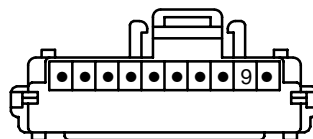
A13



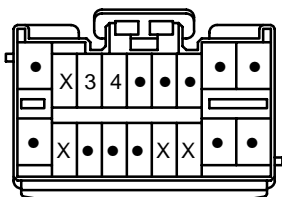
C10 BLUE



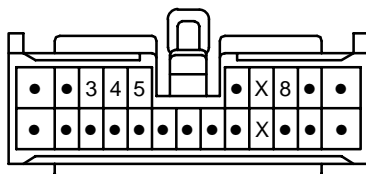
C12 (A) GRAY



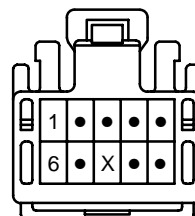
C15



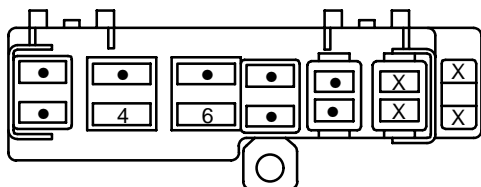
C25 (D) ORANGE



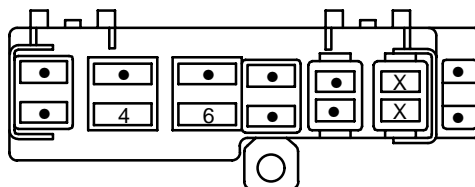
E21



(1UZ-FE) F9



(2JZ-GE) F9



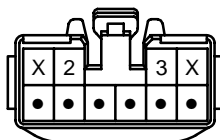
G3 GRAY



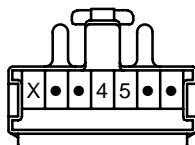
G4 BLACK



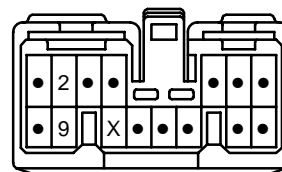
H9 BLACK



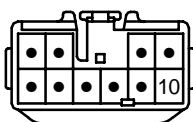
I16 (A)



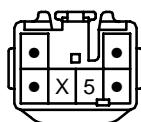
R3 (A)



R4 (B)



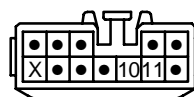
R5 (C)



R8



T14



T21

